

Syracuse Thunderbirds Aero Radio Society



Plane Propwash



May 2021

Charter 473

The STARS May meeting will be held Wednesday June 9th, at 7:00- See below

2021 Officers

[Paul Volcko, President](#)
[Phil Knapp, Vice President](#)
[Herb Moore, Treasurer](#)
[Jeff Wolsley, Secretary](#)
[Jeff LaPorte, Safety Officer](#)

Directors:
Michael Graham
Herb Moore, 2014
Phil Morgan *2011-2013

Volunteer Staff:
[Jeff Wolsley, Propwash Editor](#)
[Michael Graham, SYG Administrator/Club Historian](#)
[Paul Volcko, Webmaster](#)
Position Open, Field Committee
[Mike O'Neill, Facebook Admin](#)

The STARS June 2021 meeting will be held at the STARS field, on June 9th, at 7:00, WEATHER PERMITTING so social distancing rules can be followed. If the weather does not cooperate, the meeting will be online, and the Zoom meeting notice will be sent the morning of the meeting.

May was a busy month, and the season is just getting started!

I've been happy to see members out at the club and flying and enjoying each other's company without so much of a concern about COVID. It's been a long 15 months of dealing with the restrictions and protective measures throughout society. At the club, being primarily an outdoor activity with significantly reduced transmission potential, we have not enforced a full set of restrictions during much of this time, but many members have been hesitant to come out to the club. I hope that with widely available vaccines and low case rates in Onondaga and Oswego counties all members will feel comfortable coming out to the club once again. I do not have a count of members who have been vaccinated, but my impression is that a very large proportion of the membership that attends regularly has been fully vaccinated.

If you are interested in helping out on the field crew, we have a need for more volunteers. A number of people who were helping last year are not able to this year. Please contact me and/or someone from the morning crew if you'd like to help out so we can give you the rundown on the equipment and get you added to the field crew mailing list and access to the field work tracker/signup document (a Google doc).

Our event schedule is also starting up. On June 12 we will be having our members and family season opener BBQ. This is a closed event, for members and their families only (sorry non-member Propwash readers). This is the first time we're doing this, at least in many years. It is in part to make up for not having our annual Christmas party last year, but also to try

something new and get more family involvement and socialization at the club. The trainer planes and buddy box setup will be available for any family members wanting to give flying a try. AMA will not be required for anyone being flown on buddy box. We'll also have cornhole and other games for everyone to enjoy. Free lunch is being catered and will be served no later than 1pm. The survey to RSVP has been closed, but if you plan to attend and want lunch, get your very late notice to me immediately! I'll have wood there for a fire and I expect some of us will be there well into the evening. Even if you didn't RSVP or can't be there until later, please come out!

You'll see new electrical outlets installed in the pits. A few weeks ago Greg Moore led a crew of volunteers to install conduit, and over the long Memorial Day weekend he and I were able to pull wire and get everything hooked up. The system is ready for your use and use at our flying events! Thank you Greg and everyone that helped move sod, construct, and bury conduit, and make quick work of this highly anticipated club improvement project!

Lastly, as you should have read in previous email, after the May meeting, Bob Rowe approached me with an unexpected and generous offer to the club to pay for the materials to install a 45x300 geotextile runway. After this offer was extended I started to collect information and testing out runway placement ideas, so a proposal could be put together as soon as possible. That proposal is at <http://www.amadistrictiistars.org/runway/runway-proposal.html>. The document is a work in progress

and is updated as new information, ideas, and questions come in.

This project will be discussed at the June meeting. If members feel enough is known, there may well be a vote on whether to accept Bob's offer and approve the project at that meeting. If you are an open member and cannot attend the meeting, please read through the proposal (check back to get updates), ask questions, and arrange for your proxy vote should there be a motion to vote on project approval at the June meeting. Another option may be motioned, to conduct the project approval vote at the July meeting. Again, if you have a preference either way, get your proxy vote arranged.

Secretary's Report: Jeff Wolsley

The May STARS meeting was held at the magnificent STARS field. The meeting was called to order at 7:01 by President Paul Volcko. There were 12 Open members, 1 Associate members, 0 Youth members, and 0 Guests in attendance.

Secretary's Report:

The Secretary's Report was accepted as published in the April Propwash. Motion to accept by Mike Graham and 2nd by Herb Moore. Carried.

Treasurer's Report: Herb Moore

Some specific numbers were discussed regarding the treasury account for income and payables. Motion to accept by Bob Rowe and 2nd by Mike Graham. Carried.

Correspondence:

The memorial for FLAPS President Don DeSalvatore was held. The STARS presented a donation check to Don's family.

Crops America payment received.

Longtime member Bob Elkovitch passed away earlier in 2021.

A former flight school student is donating a Mustang aircraft to the club.

Committee Reports:

Field Committee: Paul Volcko

The field remains in fairly good condition despite all the rain. Mowing continues around the wet areas. The field is draining very well at this time. The ditch and beaver work are paying off.

There will be a field equipment refresher course this Saturday at 11:00 for mowing instruction.

Safety Report: Jeff LaPorte

Jeff gave a show and tell to highlight the special coagulating gauze bandage that is now in the first aid kit. This was first mentioned in the April meeting. Please be aware that this bandage should be reserved for special cases where bleeding is difficult to control. If the first aid kit is used, please take a minute to do an inventory and alert the committee if there are any shortages.

The complete AMA safety handbook is available here-
<http://www.modelaircraft.org/files/100.pdf>

I want everyone to have enough time to make an informed decision, but I also do not want this dragging out deep into the summer. My hope is that the prior discussion on this topic, discussion at the June meeting, and the online proposal document will help accelerate our ability to consider this offer and project.

If you have any questions for me please get in touch or make sure to be at the June meeting (June 9th, 7PM at the club).

I look forward to seeing you at the field!

Paul Volcko

president@amadistrictiistars.org / 315-708-2009

AMA Report: Phil Morgan

Phil reported on an app called UASidekick. The site goes online on May 3rd. The website is here-

[UASidekick ó The Ultimate UAS Pilot Assistant](#)

This is an app for your phone that gives weather conditions, club locations, and event schedules for UAS pilots. This is for recreational pilots as well as commercial drone pilots.

The 2021 AMA NATS will be free this year for first timers. June 16- August 29.

Schedule of events [SCHEDULE - National Aeromodeling Championships \(modelaircraft.org\)](#)

Please visit <https://www.modelaircraft.org/gov-beta> for the latest information regarding the AMA and the FAA.

The podcasts are online at <https://www.modelaircraft.org/podcast>. There are several different entries available.

STARS Web Site: Paul Volcko

The address is <http://www.amadistrictiistars.org>

Please view the field cam at:

<http://www.amadistrictiistars.org/cameras.php>

This is an infrared cam so you can see some activity at night.

Old Business:

Flight School: Bob Rowe

Fixed wing- So far there are two students in class. They are learning on the buddy box.

Bob is wondering if there is any interest in an advanced class for more experienced pilots looking to improve their flying capabilities.

Heli flight- Paul V.

Paul is asking if anyone is willing to take over the class? Paul has some other commitments that are taking him away from Heli Night.

Big Bird Giant Scale: Phil Knapp

Light attendance reported so far.

Control Line: Mike O'Neill

Mike hasn't been able to do much yet. Still working on a regular night.

Continued -

Vintage and classic control line, glider, and rubber powered kits on Mike's website under the STORE tab- <https://www.flyboyzblog.com>

Facebook:

STARS have a Facebook page. There are 118 members currently. [Mike O'Neill](#) is the administrator.

The STARS website- <http://www.amadistrictiistars.org/>

The STARS Facebook page-

<https://www.facebook.com/groups/amastars/>

New Business:

Field Improvements:

The club purchased a new freezer to replace the dead one.

On May 22, the fence line project is slated to begin. The outlets will be located so they are available to approximately two tables instead of one per table.

Field smoothing will begin as things dry out. The dirt doesn't spread well if it is wet.

Paul showed off the plaque at the meeting. Well done.

There was some discussion regarding a geo-textile runway. The runway would be in line with the main runway and be 30 x 300ft long. There was some discussion regarding durability especially with jet power aircraft. There is some concern the jet blast could melt the fabric. An estimated price was floated of about 2100.00. This is based on obtaining the fabric and anchor staples.

The new flight stand was presented. The flight stand needs wheels to make it easy to move out of the way for field maintenance. The weight of the stand was discussed as well as the cost sighting the recent dramatic increase in the cost of lumber. The other suggestion was to make the stand a little taller.

New Members:

No new members presented for the May meeting.

Guest Columnist:

Anyone, club member or other, is welcome to submit an article for the Propwash. The article must be about the hobby or something that impacts the hobby.

The Propwash Editor and/or STARS BOD reserves the right to edit the article content or refuse to include the article.

Club Hat Order:

Bob Rowe mentioned that anyone interested in a new STARS Club Hat can pick one up at Papa's Sports (315-455-7272), 1926 Park Street (at Park and Hiawatha). Bob says they have the STARS club logo in their inventory. They have many different styles of hats. Just ask for the STARS logo on it.

Adjournment:

The May 2021 regular monthly meeting of the STARS was adjourned at 7:37.

Secretary, Jeff Wolsley

S.T.A.R.S.

Flight Training Program



2021



When?

Every Thursday evening from 5:30 PM to Sunset
May 06, 2021 through September 09, 2021

Where?

At the S.T.A.R.S. field in Phoenix, New York
649 County Route 12, Pennellville, NY 13132
N43.23696, W76.24550

Who?

Anyone wanting to learn to fly powered R/C model airplanes!! You do **not** have to be a Club member and all lessons are free. Each student must furnish his/her own plane and radio equipment and also must hold a current membership in the Academy of Model Aeronautics aircraft association in order to fly. For those not yet finished building/ assembling their trainer aircraft, the Club has a Club Trainer available that may be flown on a Buddy Box.

PreFlight Workshop

Held at STARS Flying Field in Phoenix, NY
Thursday April 22, 2021 at 7 PM

Interested?

Contact:

SENIOR FLIGHT INSTRUCTOR: Bob Rowe (315/474-8428)

Syracuse Thunderbirds Aero Radio Society

Phoenix, NY

Charter 473



S.T.A.R.S. 2021 Helicopter & Multirotor Night

All skill levels welcome, but must be an AMA member to fly and provide your own outdoor capable Heli or Multirotor. Build help and flight instruction available.

**Tuesday evenings - April 13 to October 05
5PM until Dusk**

Come out and join us for fun, food and good flying!!



Charter 473

S.T.A.R.S.

www.amadistrictiistars.org

www.facebook.com/cnystars/

Season Opener BBQ

for
STARS Members and Families only

Saturday, June 12, 2021

Rain Date: Sunday, June 13, 2021



Food and beverages available to all during day
Catered BBQ lunch available around 1 PM!!

10 AM to 4:30 PM

Bring your canopies and setup at the field for a day of family fun!!

Bring your tables and chairs!!

Bring yard games and water pistols for the kids!!

Bring wood for a bonfire!!

Bring your own refreshment coolers (but no drinking while flying)!!

Have your family members fly our Club Trainer (on a buddy-box, of course)!!

In fact, just bring the whole family and have a picnic!!

**Open to every RC aircraft!!
If you bring it, fly it!!**

For more information, contact Paul Volcko, President, at 315-708-2009



Charter 473 AMA Sanctioned

S.T.A.R.S.

www.amadistrictiistars.org

www.facebook.com/cnvstars/

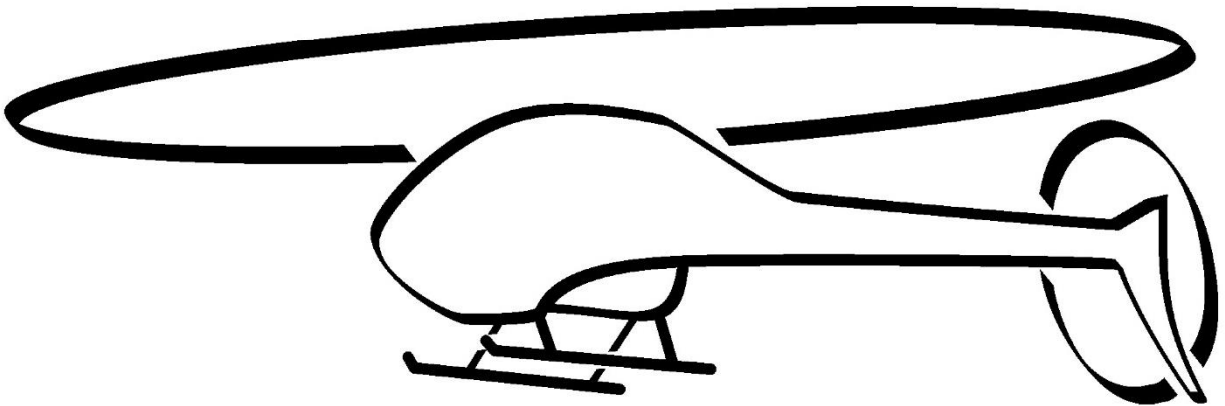
Presents the 12th Annual

CNY Heli-Jam

Saturday, July 10, 2021

(Rain date: Sunday, July 11, 2021)

9 AM to 5 PM



At the STARS Field located at north of Phoenix, NY, on County Route 12
(See map on back)

Ample room for parking & overnight camping - no hookups
Food and beverages available

No parking fee, landing fee or pre-registration

AMA Required

Gate opens at 8 AM - Pilot's meeting at 8:50 AM

For more information, contact Paul Volcko, at 315-708-2009 or email helijam@amadistrictiistars.org



S.T.A.R.S.

www.amadistrictiistars.org

www.facebook.com/cnystars/

Charter 473 AMA Sanctioned

Presents the 42nd Annual

Model Airshow and Picnic

Saturday, Aug 14, 2021

[Rain Date: Sunday, Aug 15, 2021]

At the STARS Field located at north of Phoenix, NY, on County Route 12
(See map on back)

Ample room for parking & overnight camping - no hookups
Swap shop and 50/50 raffles

10 AM to 4:30 PM

Food and beverages available to all

Pilots - All types of aircraft invited!! If you bring it, fly it!!

All legal AMA Aircraft Welcome!!



Parking Donation of \$5.00 per car

For more information, contact Phil Morgan, CD, at 315-457-3674 or contact us at: airshow@amadistrictiistars.org

A brief Remembrance of Len Paciorek and Bob Elkovitch-

Photos courtesy of Mike Graham, Club Historian

Len-

Leonard J. Paciorek

May 27, 2021

Leonard J. Paciorek, 85, of North Syracuse, passed away on Thursday, 5/27/21 at home with his family by



his side. Born in West Virginia, to the late Zigmunt Paciorek and Helen (Poszywak) Paciorek Latynski.

He served in the U.S. Army. He graduated from Wayne State University, Detroit, with an BS degree in electrical engineering and later received his MBA from Syracuse University.

Mr. Paciorek began his engineering career at Syracuse Research Corporation. Later, for Anaren Microwave, Inc. he was the Manager of Engineering before retiring in 1998.

As a hobbyist, he enjoyed Radio Control Aircraft and being a Ham Radio operator with call sign WB2KFX.

Predeceased by his daughter, Ann Marie in 2008, he is survived by his wife of 64 years, the former Sandra J. Bonem; children, Michael, Mark, David and Colette; five grandchildren, Melanie, Nicholas, Paris, Max and Aly; sister, Connie Riter and a nephew, James Riter.

Calling hours will be private. Mass of Christian Burial will be on Wednesday, June 2, 2021 at 10:30 am at St. Rose of Lima Church, 409 South Main Street, North Syracuse and live streamed on his tribute page of FergersonFuneralHome.com. Entombment follows in Our Lady of Peace Cemetery Mausoleum.

Donations may be made to the American Cancer Society, P.O. Box 22478, Oklahoma City, OK 73123, <https://donate3.cancer.org>, or 1-800-227-2345.



FERGERSON
FUNERAL HOME, INC.
Memorials May Be Left At
FERGERSONFUNERALHOME.COM







Bob-



Photo from July 2003 Propwash

In addition to Bob and Len, there are some other faces here of now departed STARS members.

Calendar of Events

NOTICE EVENT DATES MAY CHANGE OR CANCELLED OUTRIGHT.

Calendar of Events for April and beyond:

Editor's Note- All dates are subject to cancellation or postponement due to the COVID-19 response. Please check with the event sponsor for actual date and time. These dates are accurate at the time the Propwash was published.

STARS Fixed Wing Flight School-
Starts May 6th

STARS Field Mowing Refresher Class- May 15th Come out and get a refresher on mowing equipment operation.

STARS Season Opener- June 12th. BBQ and picnic. Rain date June 13.

HeliJam- July 10. Rain date July 11

Mohawk Valley Firebirds Fun Fly- July 17-18

Highland Jets- July 23-25

National Fun Fly- July 30-Aug.1

STARS Airshow- Aug. 14 Rain date August 15

Helis at Highland- Aug. 21-22

MVF Pattern- Aug. 28-29

FPV Racing- Sept 11.

Neat Fair- Sept. 16-19

MVF Imac Sept. 17-19

MVF Fall Jet Hangout Sept. 24-26

Click here → [AMA DII Additional events](#)

STARS Flight Schools-

Fixed wing flight school begins May 6th and runs every Thursday night, weather permitting, through September 9th.

Heli-Night starts April 13th and runs every Tuesday night, weather permitting, through October 5th.

As always, it's never too late to join a flight school already in progress.

Big Bird- Starts April 21st and runs every Wednesday night, weather permitting, through September 15th.

Indoor Flying -

The indoor schedule for the 2020-2021 season is winding down. Due to the virus situation the schedules may be revised at any time or unfortunately cancelled outright. Look for updates in this section in the fall.

[Camillus Indoor Aviators \(CIA\)](#) Indoor flying at First Baptist Church located at 1960 State Route 5 in Elbridge **NEED TO CONFIRM** dates and times. Active dates still shown for 2021.(2.4GHz only)

[CNY Indoor Flying Society](#) No group contact available.

[Walt's Hobbytown-](#) NO INDOOR FLYING THIS SEASON

[MexAir R/C](#) NO INDOOR FLYING THIS SEASON





S.T.A.R.S.

Jacket Order Form



The STARS Club jacket is a blue, three season, satin finished, quilt lined jacket with the Club logo on the back and your name embroidered on the front over the left breast.

The prices: \$88.40 for S, M, L, XL; \$90.40 for 2XL; \$92.40 for 3XL

Name: _____

Address: _____

Phone: _____

Name desired on jacket: _____

Send form to: Phil Morgan
9172 Beach Road
Brewerton, NY 13029

Checks payable to: Phil Morgan (Not the STARS)

IMAA Big Bird Safety Checklist

Balance

Is the longitudinal center of gravity (for and aft) within the range shown on the plans?

Is the model balanced laterally (side to side)?

Alignment

Are all the flying surfaces at the proper angle relative to each other?

Are there any twists in the wing?

Do the wings and removable tailplane seat properly on the fuselage every time?

Is the engine set at the proper thrust angle as shown on the plans?

Control Surfaces

Are all control surfaces securely attached? (i.e., hinges glued, pinned). Pull on each one to test.

Are the control horns secured to the model?

Control Linkages

Have all the linkages been checked to be sure they are secure?

Are the clevises closed? (Keepers or fuel tubing should be fitted to ensure they stay closed)

Engine / Motor Mount Security and Operation

Are all engine mount screws tight, including mount to bulkhead if applicable?

Are the propeller bolts and/or spinner tight? If a single nut, is there a safety nut as well?

Does the throttle work without binding?

Does the throttle trim tab shut down the engine?

Has the propeller been balanced and checked for damage?

Are the propeller tips painted a contrasting color? (while not essential it makes the propeller much easier to see)

Has the engine been thoroughly test run? (engine idle and throttle up properly)

Is the fuel tank installed correctly? (i.e., carburetor at the same height as fuel tank, fuel tank clunk in proper position and moving freely, fuel lines in good condition and connected to the engine correctly)

Radio Equipment

Are the receiver and the battery securely mounted and padded with foam to protect from vibration and shock?

Are all the electrical connectors secure?

Is the receiver antenna fully extended and in good condition?

Are the batteries charged and in good condition (check under load with a voltmeter if unsure)?

Are all servos securely fastened to the rails or trays?

Are servo arms firmly attached with screw in place?

Are all push rods firmly secured in servo arms (again keepers or fuel tubing should be fitted)?

Are the control throws in the correct direction with proper amount of deflection (as per plan)?

Rudder & tail wheel: Left stick should move the rear of the rudder and tail wheel to the left.

Nose wheel: Left stick should move the front of the nose wheel to the left

Aileron: left stick should move left aileron up and right down.

Elevator: Pulling back on the stick should move the back of the elevator up.

Canard: Pulling back on the stick (elevator) should make the front of the canard move up

Throttle: With trim set fully forward, pushing the stick forward should open throttle fully. With trim set fully backward, pulling the stick back should fully close the throttle.

Has a full range check been performed? (see below)

Undercarriage (where fitted)

Is the undercarriage firmly attached to airframe and the wheels securely retained?

Does aircraft taxi in a straight line?

General

Is the covering tight with no visible signs of damage?

Are the retaining bolts in place and secure?

Are any hatches, cowls, and canopies secure?

Are all components structurally sound?

Is your name and contact details marked on the model somewhere easily visible? (in case it's lost)

Range Checking the radio

Verify frequency is available and mark it as yours if necessary.

Turn on transmitter check the correct model is selected (if applicable) and then turn on the receiver.

Important: make sure the transmitter aerial is down fully.

Ask someone to help and walk away from the model until signs of loss of control is apparent. If electric powered ensure that the range is not worse with the motor running.

Before EVERY flight:

Check the receiver battery pack to ensure enough charge for the flight intended.

Check for damage and the control throw direction of all surfaces.

Advertisements:



Store Hours:

Monday/Friday: 9:00am-9:00pm -- Tuesday/Wednesday/Thursday: 9:00am-6:00pm -- Saturday: 10:00am-5:00pm -- Sunday: 11:00am-5:00pm

Phone Number:

(315) 453-2291

waltshobby.com



Open 10-7 Tuesday thru Sunday.

315-532-6826

www.mexairrc.com

www.facebook.com/mexairrc

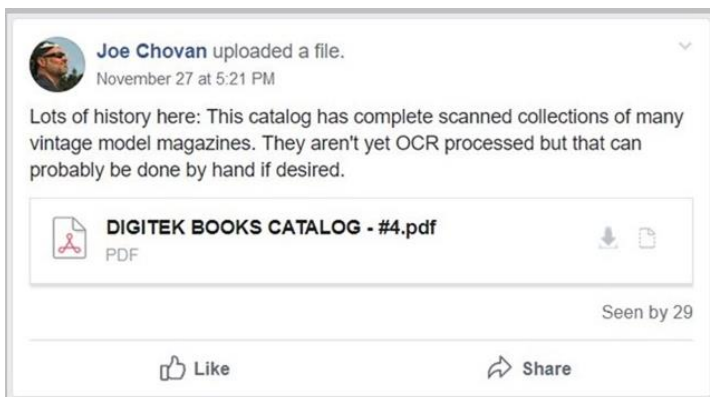
**Winner of AMA 2015 Hobby Shop Award
for signing up new AMA members.**

FOR SALE:

Please visit the Southern Tier RC Swap Shop. Dan Luchaco has included me in his mailing list. The current edition is sent along with the Propwash in the monthly email. All contact information is included with the ads.

Michael Graham Forwarded this- Digital Magazine Copies for Sale

DIGITEK BOOKS CATALOG - #4.pdf



So, I downloaded the pdf and it is attached.

Roland Friestad evidently owns the Digitek Book company and has a nifty way of doing business:

ORDERS ARE BURNED TO A FLASH MEMORY DRIVE THAT PLUGS INTO A USB PORT AND ACTS JUST LIKE ANOTHER DISK DRIVE - ALLOW UP TO 10 DAYS TO PROCESS YOUR ORDER.

ORDERS ARE SENT VIA FIRST CLASS MAIL - POSTAGE IS PAID FOR DELIVERY WORLD WIDE AT NO ADDITIONAL COST.

IF THE TOTAL COST OF YOUR ITEMS IS LESS THAN THE MINIMUM ORDER OF \$25.00, AN ADDITIONAL CHARGE WILL BE ADDED TO YOUR ORDER TO MAKE THE MINIMUM ORDER AMOUNT OF \$25.00

NOTE --- FOR ORDERS TOTALING LESS THAN \$25 YOU MAY AS WELL ADD ADDITIONAL ITEMS SINCE YOU WILL BE PAYING THE \$25 MINIMUM EITHER WAY.

If you want to list modeling items for sale, R/C services offered, or a really neat R/C web site, this would be a good spot. Free for members. Send your advertisement by e-mail to jwolsley@verizon.net. Please put STARS ADVERTISEMENT in the subject line.

Links-

This Mike O'Neill's website to check out- <http://www.flyboyzblog.com/>

This site has articles pertaining to both full scale and model aircraft. Check it out.

Howard Blair found an interesting video from YouTube on micro flight
<http://www.youtube.com/watch?v=fuoFA2fKjEo&feature=fvst>

Tom Catalino pointed out this site. An excellent site for Lipo battery info-
<http://sites.google.com/site/tjinguotech/charging-how-tos/balance-connectors>

Peter Seiffert sent along the following web site- www.servodatabase.com/servos/all

Mike Graham has a torque conversion chart-



Servo Torque
Conversion Chart.pdf

Arming Switch Information-

AMPD- Arming The Big Boys, by Greg Covey November 2007
http://www.rcuniverse.com/magazine/article_display.cfm?article_id=950

RunRyder- How To Make A Spark Arrestor for an ESC by Lucien Miller
<http://www.helifreak.com/archive/index.php/t-289393.html> look down to the post from gbidwell from 4-24-2011 0601am. That's the exact article that I have from RunRyder.
Note- Many of the newer ESCs have a built-in spark arrestor. If you still see and hear the spark, this is a good idea to save the plugs.

Looking to compare servos?-

[Servo Database - RC Servo Specs and Reviews](#)

The link for the AMA DII Calendar is:

<http://www.amadistrictii.org>

The link for the STARS club home page at DII is

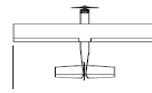
<http://www.amadistrictiistars.org/>

The link for the STARS club web cam is:

<http://www.amadistrictiistars.org/cameras.php>



STARS Field Satellite photo



1. General:

- A. License: All pilots, students, and flying guests *must* have a current membership in a nationally recognized model aircraft association in order to fly. Those pilots participating in the Park Pilot Membership Program must fly models that weigh two pounds or less and be incapable of reaching speeds greater than 60 mph. They must be electric or rubber powered, or of any similar *quiet* means of propulsion.
- B. Spectators: Only those people essential to flight operations will be permitted in the pit area; all others will remain on the spectator side of the fence.
- C. Vehicles: Vehicles will not be permitted *on* the flying field.
- D. Crash Debris: Pilots must retrieve all pieces of their aircraft after a crash. Particularly, attention must be made to obtaining all pieces of aircraft that land in the neighboring fields under cultivation **or from the mowed areas that might cause damage to mowing or farming equipment.**
- E. Trash: All members will take home their own trash.
- F. Alcoholic Beverages: Members will not consume alcoholic beverages prior to, nor during, participation in any *modeling* operations.
- G. Smoking: Smoking will not be permitted in the pit area or on the flight line.
- H. Mowing: Flying on the field will not be permitted if the field is being mowed or maintained.

2. Transmitters:

- A. Frequency Control: **2.5 GHz technology is prevalent in the hobby. In general, transmitter impound and channel flagging is no longer necessary. Pilots using a non-2.04 GHz transmitter system or FPV video transmitter should make all efforts to determine if others present are also using one and self-manage frequency separation prior to powering up their transmitter. Event Managers and Contest Directors may establish a transmitter impound or channel frequency control policy for their event, if deemed necessary.**
- B. Range Checks: Each pilot will conduct a successful radio equipment ground range check, **including any FPV equipment**, before flying a new or repaired aircraft and prior to each flying session.

3. Engines:

- A. All internal combustion engines run at the field will have a silencer (except for small displacements of .09 cubic inches or less).
- B. When running an engine in the pits, keep neighboring personnel behind the prop arc. **Restrain fuel powered airplanes with stakes, starting stand, or helper prior to starting the engine(s).**
- C. **Electric motors and fuel engines are not to be run in spectator/pavilion areas or anywhere behind pit area fencing or designated test stand/hover areas, unless propellers/blades are removed. Model electronics (receivers, servos, etc.) can be powered up in spectator areas as long as electric motors are disconnected or propeller/blades are removed.**
- D. **Remove or secure all necklaces, straps, loose clothing, hoodie ties, etc. prior to starting a fuel engine powered model. Long hair should be tied back or secured so it cannot get caught in a spinning propeller or rotor.**

4. Flying:

- A. Boundaries: Flying over the pit area or the spectator side of the fence is prohibited, unless beyond the control of the pilot(s).
- B. Taxing: Taxing is prohibited in the pit area!
- C. Flying:
 - (1). Pilots will initiate their first turn after takeoff away from the pit and spectator areas.
 - (2). Engines will not be started before 9 AM Monday through Saturday and 11 AM on Sunday (electrics may start at 10 AM), unless approved by the Event Director.
 - (3). No more than three aircraft will be permitted in the air at one time.
 - (4). All flying will be conducted from the designated flight boxes.

- (5). Hand launching of aircraft is prohibited from the pits.
- (6). Flight operations will cease during electrical storms.

5. Guests:

- A. All guests must have a current membership in a nationally recognized model aircraft association in order to fly.
- B. Guests may fly at the field only with the approval of a member in good standing and only as long as a sponsoring member *remains at the field*. Guests will not fly unattended.
- C. A local guest will be allowed to fly at the field on three (3) separate occasions and then will be asked to join the Club.
- D. An out-of-town guest may make arrangements with the Club to fly at the field while visiting the area. The Club Officers and the Safety Officer will handle each out-of-town visitor on a case-by-case basis.
- E. *All guests are required to extend every courtesy to current members sharing the same flying frequency.* But when there is a conflict over who shall fly, the Club member will have the first option to fly. Both the guest and the members should use common sense while sharing the flight line or using the same radio frequencies.

6. RC Aircraft Utilizing “First Person View” Systems (AMA Document 550):

A. GENERAL:

- (1). FPV flying of radio control model aircraft by AMA members is allowed only for noncommercial purposes as a hobby/recreational and/or competition activity.
- (2). All FPV flights must be conducted in accordance with AMA’s current National Model Aircraft Safety Code and any additional rules specific to the flying site/location.

B. OPERATIONS – REQUIREMENTS - LIMITATIONS:

- (1). AMA FPV novice pilots undergoing training with an experienced AMA FPV pilot should use a buddy-box system if practicing at a low altitude (below 100 feet) or practice at a safer, higher, altitude when no buddy-box system is an option.
- (2). All FPV flights require an AMA FPV pilot to have an AMA FPV spotter next to him/her maintaining VLOS with the FPV aircraft throughout its flight.
- (3). The FPV pilot must brief the FPV spotter on the FPV spotter’s duties, communications and hand-over control procedures before FPV flight.
- (4). The AMA FPV spotter must communicate with the FPV pilot to ensure the FPV aircraft remains within VLOS, warning the FPV pilot of approaching aircraft, and when avoidance techniques are necessary.
- (5). The FPV spotter may at any time during an FPV flight acquire the transmitter from the FPV pilot and assume VLOS control of the aircraft.
- (6). If the FPV pilot experiences a problem due to a loss of video link, orientation, or is unable to safely fly, he/she must abandon FPV mode and fly VLOS or pass the RC transmitter to the FPV spotter to assume VLOS control of the aircraft.
- (7). Before initial FPV flight and after any flight system changes or repairs, FPV model aircraft must be test flown by conventional VLOS to determine that flight systems are working properly.
- (8). FPV model aircraft must use frequencies approved by the FCC for both the RC system and the wireless video system. Pilots must meet applicable FCC licensing requirements if they choose to operate the RC flight control system or the wireless video system on Amateur Band frequencies.

C. RANGE – ALTITUDE – WEIGHT – SPEED:

- (1). One of the requirements in Federal Law (Public Law 112-95 Sec 336 (c) (2) February 14, 2012) for model aircraft to be excluded from FAA regulations is that model aircraft be flown within VLOS of the operator.
- (2). Model aircraft flown using FPV must remain at or below 400 feet AGL when within 3 miles of an airport as specified in the AMA Safety Code.
- (3). Model aircraft flown FPV are limited to a weight (including fuel, batteries, and onboard FPV equipment) of 55 lbs. and a speed of 100 mph.

STARS

Field Protocol

Dedicated to responsible
RC fun with safety by
choice, not chance.

1. General:

- A. Civil and courteous behavior is required at the field at all times.
- B. Safety is paramount and everyone's business. Use common sense in all matters.
- C. It is strongly recommended that you do not fly alone.
- D. Learn where the First Aid station is located and inform the Field Committee if material has been issued from it.
- E. When opening or closing combination locks, *always* set the wheels to 0000.
- F. Last member out must close and lock the refrigerators, pavilion, and main gate.
- G. **Limited use of cell phones and mobile devices on the flight line to photography/videography or integrated use with model systems. Talk, text, and browse from the pits or spectator areas.**

2. Engine Courtesy:

- A. Long term tuning and initial break-in should be conducted away from the pits and spectators (usually at the engine break-in stand).
- B. Do not direct prop wash at other modelers, their aircraft, equipment, or bystanders behind the pit fence. Kindly inform those bystanders near the fence that you intend to start an engine before you do so.

3. Flying Courtesy:

- A. Any person wishing to enter an active flying field or runway to cross same or to retrieve an aircraft, must loudly announce their intention to all fliers on the flight line.
- B. A "landing" aircraft has the right of way over an aircraft "taking-off".
- C. A "dead stick" aircraft has the right of way over all others.
- D. All take-off and landing attempts must be announced to other pilots on the flight line. Take-offs are normally announced by saying "taking off", and landings are announced by saying "landing" or coming in". Dead stick landings are announced clearly to all pilots in the pits and on the flight line by saying "dead stick".
- E. A pilot having difficulty in controlling his/her aircraft must announce to all in the pits and on the flight line that he/she is experiencing radio or mechanical problems. Pilots on the ground preparing to fly will turn off their transmitters and wait for the problem to be resolved before continuing to fly. Fliers in the air will stay clear of the aircraft in distress and will land, if possible, as long as it does not contribute to the crisis. All personnel near the pit area must be alerted to the situation.
- F. If a crash occurs on the field or in the pits, all flying will stop until the accident has been investigated and the debris has been cleared from the field.
- G. Normal flight duration is 10 minutes. Obviously, flight time may be extended if there are no other pilots waiting to fly or waiting for a particular radio channel.
- H. When you have finished flying, please return your transmitter to the impound.

4. Good Earth Policy:

- A. Place recyclables in the appropriate container in the pavilion.
- B. Turn off all pavilion lights when departing the field for the night.
- C. The field does not have a trash removal service. If you carry anything to the field, carry it back out.
- D. If a pilot or guest brings a pet to the field, he/she will be responsible for supervising the animal's conduct while at the field. Please observe all appropriate Field Rules.
- E. If you smoke, please place all cigarette butts in the butt cans in the field.
- F. Do not **dispose of trash in the outhouse/port-a-potty pit.**
- G. **DO NOT DRINK THE WELL WATER.** Well water is to be used for washing only.

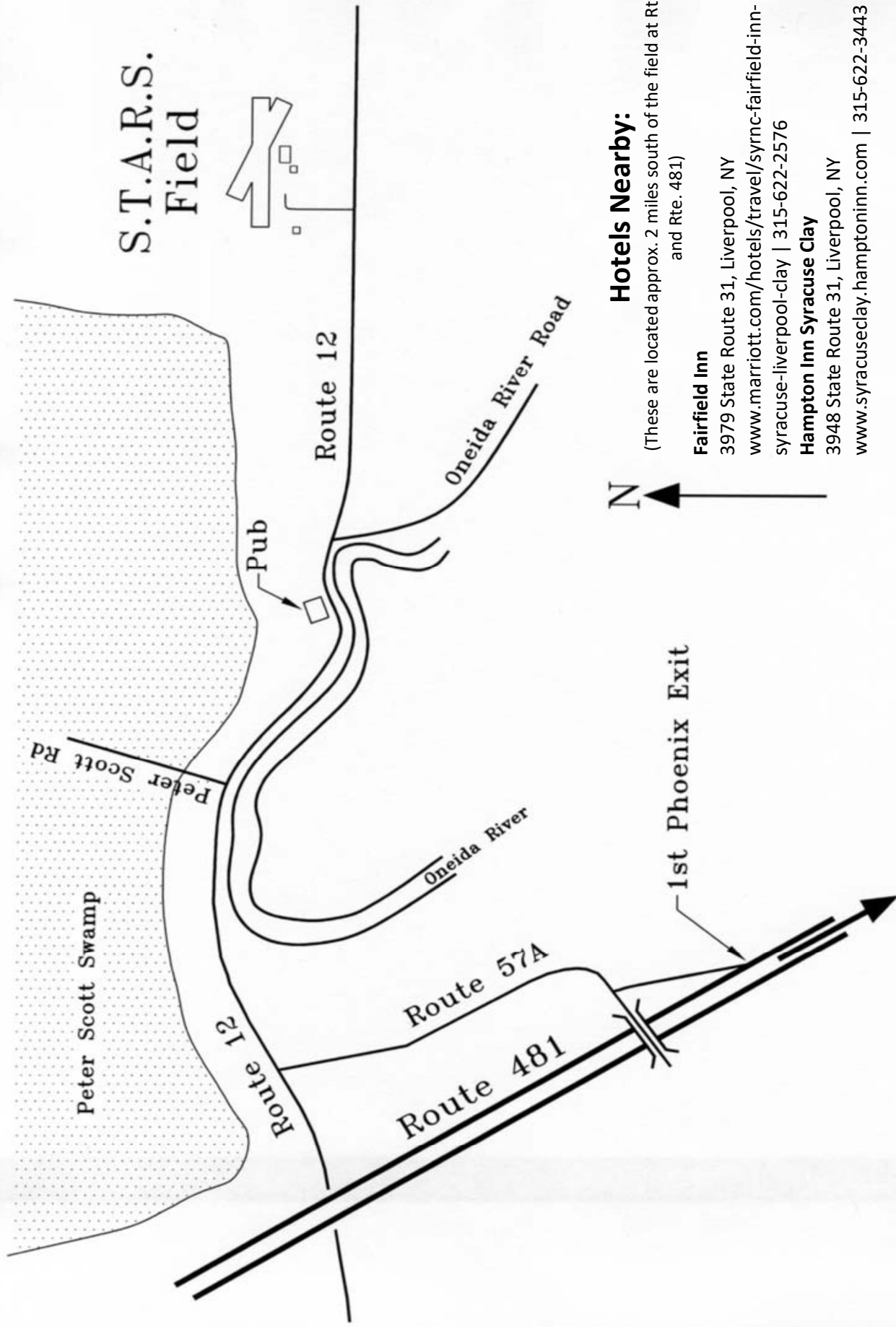
5. Replacement Courtesy:

- A. Where an individual's plane or property is damaged by the actions of another individual, it will be the responsibility of the two parties to resolve the situation in an appropriate manner.

STARS POLICY REGARDING PHOTOGRAPHY

- STARS is a membership organization organized under the laws of the State of New York.
- The STARS flying field, located in Phoenix, New York, is owned by STARS, and as such, is privately owned property.
- The purpose of this policy is to limit and restrict the reproduction of images, in any form, of the STARS property and the activities which occur thereon.
- While the STARS property is privately owned, members, guests, and the general public are welcome at the field during published field hours of operation. Members, guests, and the public must adhere to all rules imposed by STARS regarding entry upon and/or the use of STARS property, including the STARS policy on photography.
- The reproduction of images of the STARS field or the activities thereon, in any form, is a privilege and not a right.
- Except as provided below, the reproduction of images of the STARS field or activities thereon in any form, including, but not limited to film and digital still photography, and video photography in either film or digital form, is strictly forbidden.
- Violation of this policy will result in immediate expulsion of the violator from the STARS premises, and may subject the violator to criminal and/or civil sanctions and penalties.
- Members in good standing of STARS shall be exempt from the above requirements so long as any images or video produced of the STARS premises or the activities thereon are for personal and non-commercial use.
- Guests and the general public may be permitted to photograph or video the STARS property and activities thereon, but only for personal and non-commercial use, and only with the prior written consent of the Club's executive board.

Map to the STARS



S.T.A.R.S.
Field

Route 12

Oneida River Road

Pub

Oneida River

Route 57A

Route 481

1st Phoenix Exit

N

Hotels Nearby:

(These are located approx. 2 miles south of the field at Rte. 31 and Rte. 481)

Fairfield Inn

3979 State Route 31, Liverpool, NY

www.marriott.com/hotels/travel/syrnc-fairfield-inn-syracuse-liverpool-clay | 315-622-2576

Hampton Inn Syracuse Clay

3948 State Route 31, Liverpool, NY

www.syracuseclay.hamptoninn.com | 315-622-3443

To No. Syracuse
and Route 81

N43.23696, W76.24550

starsmap.dwg
rev 12 Feb 03

Map to S.T.A.R.S. Flying Field in Phoenix, New York



Est. 1965

Syracuse Thunderbirds Aero Radio Society

Online at: <http://www.amadistrictiistars.org>



Charter 473

Membership Application Form

Date: _____

Membership: Open (\$160 share+\$60 dues) Extra Family member (\$30.00)
 Associate (\$75.00) Youth (< AMA age 19 - \$0.00)
 Park Pilot - Associate (\$75.00) Park Pilot - Youth (< AMA age 19 - \$0.00)

Name: _____

Address: _____

Phone (for roster): _____

AMA: _____ DOB: _____

STARS Member(s) Contacted: _____

Primary Interests (Sport, Scale, Pattern, Fun Fly, etc.): _____

Email Address (for newsletter and notices): _____

Emergency Contact Name: _____ Phone: _____

You must be a current member of the Academy of Model Aeronautics (AMA) in order to join the STARS. Please show your AMA card to the Officer given this application or include a photocopy of the application for the license.

"I have read and agree to abide by the STARS Field Safety Rules." (on back)

Submit this form to a Club Officer

Rev 16aug17